
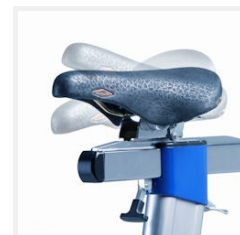



Excalibur sport

The standard in Sports Medical diagnostic and performance testing.



Highlights

Extreme workload range of 8 - 2500 watt

The extraordinary workload range of 8-2500 watt is unique in the world! It makes this ergometer extremely suitable for sports medicine and testing the strongest athletes in the world on their anaerobic power or isokinetic capacity.

Read out of seating position

The Excalibur Sport has a unique read-out of the seating position on the display of the Control Unit. The display shows saddle height & angle, handlebar position vertical & height.

Heavy Duty Design

The Excalibur Sport is designed for heavy duty sports medicine ergometry, without doing any concession on the esthetic, modern and robust design. In other words: Excalibur Sport: the gold standard in Ergometry!

Reliable and reproducible stress tests

The experience of professionals who calibrate many ergometers showed that the Lode ergometers are the most reliable across the complete workload and rpm range and still within specifications even after many years of intensive use.

Q-factor equal to road-bike

The Q-factor of the ergometer is equal to the Q-factor of road bikes, creating perfect training circumstances.



Excalibur sport

The standard in Sports Medical diagnostic and performance testing.



The Gold Standard in Ergometry: with proven accuracy and reliability, the Excalibur sport is renowned worldwide as “the gold standard in ergometry”. The newly designed and improved Excalibur sport ergometer meets the latest requirements of modern sports medicine and research. Since athletes are becoming more and more powerful and testing more advanced than ever, this ergometer has been developed for extreme workloads up to 2500 watt! The new design ensures maximum stability at these high workloads. Thanks to the increased adjustability, versatile positioning of the test subject has never been better! The function of this product can be enhanced by using it in combination with our Lode Ergometry Manager software.

Features

**7
watt**

Extreme low start up load

The extreme low start-up load of 7 watts and the adjustability in small steps of 1 watt make this ergometer perfectly suitable for many different applications. The standard control unit shows multiple ergometry parameters and you can determine your specific default setting and start-up menu.




Accurate over a long period of time

The Lode ergometers are supplied with an electro-magnetic braking mechanism of Lanooy (eddy current). The biggest advantage of this braking system compared to a friction braking system is the absolute accuracy and the accuracy over time. Moreover, friction braking systems have more wearing parts.

**1
watt**

Small adjustment steps

The workload of the Lode ergometers is adjustable in steps of only 1 watt. Depending on your wishes, the test operator or the test subject can adjust the workload. The steps of 1 watt are possible in the manual mode as well as within protocols.



Compatible with click pedals

The bicycle ergometer is compatible with most available clickpedals to allow for maximum user flexibility



Adjustable handlebar Excalibur Sport

The position of the handlebar of Excalibur Sport is completely adjustable in height and length



Adjustable saddle Excalibur Sport

The position of the saddle of the excalibur sport can be adjusted in height, length and angle to suit all users



Instant maximum load

By selecting P-slope max the ergometer immediately reaches maximum power




LEM compatible

This product can be used with Lode Ergometry Manager (LEM) software to manage data and to apply specific protocols when a Communication card or Network card is present



Compatible with ECG and pulmonary devices

The Lode ergometers have digital interfaces and can be controlled easily by all known stress ECG and pulmonary devices available in the world. This is one of the reasons why the Lode ergometers are very popular worldwide.



Designed to be sweat-proof

The housing of the ergometer is designed in such way that sweat does not have the chance to drip into the mechanical parts. This ensures a long lifetime and makes the ergometer insensitive for malfunction.



THE STANDARD IN ERGOMETRY

Excalibur sport

The standard in Sports Medical diagnostic and performance testing.



Changing pedals on a regular base

The standard crank is not intended for regular pedal exchange. If you intend to change pedals regularly, we advise to order the adjustable sports cranks with hardened steel pedal mounting block (part number 925808).

















THE STANDARD IN ERGOMETRY

Excalibur sport

The standard in Sports Medical diagnostic and performance testing.



Excalibur sport can a.o be extended with the following options:

<p>Programmable Control Unit</p> <p>Programming protocols in advance</p>  <p>Partnumber: 928811</p>	<p>Programmable Control Unit with SpO2 & Heart rate</p> <p>Measurement of oxygen saturation</p>  <p>Partnumber: 928841</p>	<p>Blood Pressure Module</p> <p>Accurate measurement without trigger</p>  <p>Partnumber: 928818 -</p>	<p>Heart rate</p> <p>Heart rate controlled cycling</p>  <p>Partnumber: 928826</p>	<p>0-Watt start-up system</p> <p>Lowest possible startup power</p>  <p>Partnumber: 925805</p>
<p>Saddle for children</p> <p>Versatile ergometry</p>  <p>Partnumber: 401066</p>	<p>Saddle for children - ordered additionally</p> <p>Versatile ergometry</p>  <p>Partnumber: P401066</p>	<p>Adjustable sports cranks incl. pediatric range</p> <p>Optimal force application</p>  <p>Partnumber: 925808</p>	<p>Mounting Bracket Control Unit</p> <p>More controls at hand</p>  <p>Partnumber: 928849</p>	<p>Mounting Bracket Control Unit & RPM meter</p> <p>All controls at hand</p>  <p>Partnumber: 928848</p>
<p>Easy saddle exchange option</p> <p>Fast change of saddle to suit all users</p>  <p>Partnumber: 925807</p>	<p>Excalibur sport rebuilt to Excalibur sport PFM</p> <p>Upgrade your Excalibur Sport to the max</p>  <p>Partnumber: 925880</p>	<p>USB to Serial converter</p> <p>Easy connection</p>  <p>Partnumber: 226012</p>	<p>RS232 cable</p> <p>Easy connection</p>  <p>Partnumber: 930911</p>	



THE STANDARD IN ERGOMETRY

Excalibur sport

The standard in Sports Medical diagnostic and performance testing.



Specifications

Workload

Minimum load	8 W
Maximum peak load	2500 W
Isokinetic workload control	✓
Minimum load increments	1 W
Maximum continuous load	1500 W
Hyperbolic workload control	✓
Linear workload control	✓
Fixed torque workload control	✓
Maximum rpm independent constant load	180 rpm
Minimum rpm independent constant load	25 rpm
Optional heart rate controlled workload	✓
Electromagnetic "eddy current" braking system	✓
Dynamic calibration	✓

Accuracy

Workload accuracy below 100 W	2 W
Workload accuracy from 100 to 1500 W	2 %
Workload accuracy over 1500 W	5 %

Comfort

Toeclips on pedals	✓	
Q-factor	147 mm	
Minimum leg length user	725 mm	28.5 inch
Minimum leg length user (incl. adjustable pedals)	650 mm	25.6 inch
Vertical seat adjustment maximum	938 mm	36.9 inch
Vertical seat adjustment minimum	550 mm	21.7 inch
Horizontal seat adjustment minimum	72 mm	2.8 inch
Horizontal seat adjustment maximum	324 mm	12.8 inch
Seat angle adjustment maximum	10 °	
Allowed user weight	180 kg	396.8 lbs
Horizontal handlebar adjustment minimum	229 mm	9 inch
Horizontal handlebar adjustment maximum	600 mm	23.6 inch
Vertical handlebar adjustment minimum	465 mm	18.3 inch
Vertical handlebar adjustment maximum	855 mm	33.7 inch
Handlebar adjustment angle	360 °	

Certification

CE class Im according to MDD93/42/EEC	✓
CTÜVus according to NRTL	✓
CB according to IECEE CB	✓

Order info

Partnumber: 925900

User Interface

Readout Distance	✓
Readout RPM	✓
Readout Heartrate	✓
Readout target HR	✓
Readout Energy	✓
Readout Torque	✓
Readout Time	✓
Readout Power	✓
Set Display	✓
Set Resistance	✓
Set P-Slope	✓
Set Mode	✓
Manual operation mode	✓
Preset protocol operation mode	✓
Analog operation mode	✓
Terminal operation mode	✓
External control unit	✓
Selfdesigned protocol operation mode	✓

Connectivity

Analog connector	✓
RS232 in connector	✓
RS232 out connector	✓

Dimensions

Product length (cm)	130 cm	51.2 inch
Product width (cm)	70 cm	27.6 inch
Product height	89 cm	35 inch
Product weight	100 kg	220.5 lbs

Power requirements

Power cord length	250 cm	98.4 inch
Power cord IEC 60320 C13 with CEE 7/7 plug	✓	
Power cord NEMA	✗	
115 V AC 50/60 Hz (130 VA)	✓	
230 V AC 50/60 Hz (130 VA)	✓	

Standards & Safety

IEC 60601-1:2005	✓
ISO 13485:2003 compliant	✓
ISO 9001:2008 compliant	✓



THE STANDARD IN ERGOMETRY

Excalibur sport

The standard in Sports Medical diagnostic and performance testing.



**Specifications are subject to change without notice.*